


Unveiling the Markings of Allied and Axis Vehicles in 1944

As the world plunged into the cataclysmic conflict of World War II, the battlefields transformed into a tapestry of mechanized warfare. Amidst the thunder of artillery and the roar of tanks, military vehicles emerged as pivotal instruments of both destruction and liberation. To distinguish friend from foe, and to convey critical tactical information, these vehicles bore a multitude of markings, each with its own unique story to tell.



U.S. Army Vehicle Markings, 1944 by Matthew Fish

★★★★☆ 4.6 out of 5

Language	: English
File size	: 87941 KB
Text-to-Speech	: Enabled
Screen Reader	: Supported
Enhanced typesetting	: Enabled
Word Wise	: Enabled
Print length	: 134 pages
Lending	: Enabled



In 1944, the war reached a pivotal juncture. The Allies, buoyed by the successful landings at Normandy, pressed their advance into the heart of Nazi-occupied Europe. Meanwhile, the Axis powers, their backs against the wall, fought tooth and nail to stem the Allied tide. Against this backdrop of intense conflict, the markings on military vehicles served as visual cues, providing vital clues about the unit, nationality, and purpose of each machine.

Allied Markings: A Visual Symphony of Unity and Purpose

The Allied forces, comprising a diverse coalition of nations, employed a standardized system of markings to ensure clear identification and coordination on the battlefield. The most prominent of these markings was the national insignia, proudly displayed on the vehicles of each participating country.

- **United States:** The iconic white star within a blue circle, a symbol of hope and resolve.
- **United Kingdom:** The Union Jack, representing the enduring alliance between England, Scotland, and Wales.
- **France:** The tricolor flag of blue, white, and red, a timeless symbol of liberty, equality, and fraternity.
- **Soviet Union:** The red star, a potent emblem of communism and the indomitable spirit of the Soviet people.
- **Canada:** The maple leaf, a distinctive symbol of national pride and independence.

In addition to national insignia, Allied vehicles often displayed unit markings, providing further identification within the complex organizational structure of modern warfare. These markings could take various forms, such as:

- **Tactical symbols:** Geometric shapes or symbols indicating the vehicle's role within a combat formation.
- **Unit numbers:** Numbers or letters identifying the specific unit to which the vehicle belonged.

- **Vehicle nicknames:** Whimsical names often painted on vehicles to boost morale and foster a sense of camaraderie.

Axis Markings: A Tapestry of Nationalism and Ideology

In stark contrast to the standardized markings of the Allies, Axis vehicles displayed a more diverse and often idiosyncratic array of symbols and designs. The most prominent of these was the swastika, the infamous symbol of Nazi Germany, which adorned vehicles of all types.

Other Axis powers also employed their own national insignia, such as:

- **Italy:** The Savoyard cross, a white cross on a red background, representing the royal house of Savoy.
- **Japan:** The rising sun flag, a symbol of the emperor and Japanese nationalism.

Along with national insignia, Axis vehicles often carried unit markings, which varied widely depending on the specific branch of service and geographical location. These markings could include:

- **Wehrmacht (German Army):** A complex system of unit symbols, numbers, and letters indicating the vehicle's formation, unit, and purpose.
- **Luftwaffe (German Air Force):** A unique system of unit markings based on the "Balkenkreuz," a black cross on a white background.
- **Kriegsmarine (German Navy):** A system of markings that identified the ship or boat to which the vehicle belonged.

Camouflage and Deception: The Art of Military Disguise

Beyond the identification markings, military vehicles in 1944 also sported a wide range of camouflage patterns and deceptive measures designed to conceal their presence from enemy eyes. Camouflage paint schemes, consisting of intricate patterns and colors, were applied to vehicles to blend in with their surroundings, reducing their visibility.

Deception also played a significant role in military markings. Dummy tanks, made of wood or other materials, were often used to mislead enemy reconnaissance and draw fire away from real vehicles. Inflatable tanks and other inflatable decoys were also employed to create the illusion of a larger force or to confuse enemy observers.

The Enduring Legacy of 1944 Vehicle Markings

The markings on military vehicles during the pivotal year of 1944 stand as a testament to the ingenuity, resourcefulness, and determination of the soldiers who fought on both sides of the conflict. These markings not only served a practical purpose but also reflected the national identities, military strategies, and cultural values of the nations involved.


Today, the study of military vehicle markings remains a fascinating field of research and historical inquiry. The markings provide valuable insights into the organization, tactics, and human stories behind the machines of war. As we delve into the intricate details of these markings, we gain a deeper understanding of the complexities and challenges of modern warfare, and the indomitable spirit of those who fought.

The markings on military vehicles in 1944 were more than just colorful designs; they were a vital part of the war effort, serving as a language of

identification, strategy, and deception. By exploring the intricate details of these markings, we gain a glimpse into the world of warfare and the characters who shaped its course. As we continue to study and appreciate these historical remnants, we honor the legacy of those who served and remind ourselves of the enduring power of human ingenuity.

To delve further into the fascinating world of military vehicle markings, we highly recommend the comprehensive guidebook, "Army Vehicle Markings 1944." This meticulously researched book provides an in-depth analysis of the markings used by Allied and Axis forces, complete with historical context, detailed illustrations, and rare archival photographs. With "Army Vehicle Markings 1944," you'll embark on a captivating journey into the heart of military history.

Free Download your copy of "Army Vehicle Markings 1944" today!



U.S. Army Vehicle Markings, 1944 by Matthew Fish

★★★★☆ 4.6 out of 5

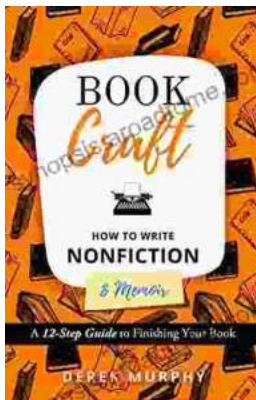
Language	: English
File size	: 87941 KB
Text-to-Speech	: Enabled
Screen Reader	: Supported
Enhanced typesetting	: Enabled
Word Wise	: Enabled
Print length	: 134 pages
Lending	: Enabled





Unveiling the Enchanting World of Customs and Crafts: Recipes and Rituals for Festivals of Light

Embark on a captivating journey through the vibrant tapestry of customs and crafts entwined with the enchanting Festivals of Light: Hanukkah, Yule, and Diwali. This...



How to Write a Nonfiction Memoir: The Bookcraft Guide

Have you ever wanted to share your story with the world? A nonfiction memoir is a powerful way to do just that. But writing a memoir can be a daunting...