


Mastering the Panasonic G80/85 Menu System: An In-Depth Guide

Are you new to the versatile world of mirrorless photography with the Panasonic G80/85? Unleash the true capabilities of your camera by delving into the depths of its extensive menu system. This comprehensive guide will empower you to navigate seamlessly through the labyrinth of settings, enabling you to tailor your camera to your unique creative vision.

Getting Started with the Menu

Access the menu system by pressing the "Menu/Set" button on the back of your camera. The main menu is divided into four main tabs: **Shooting Menu**, **Motion Picture Menu**, **Setup Menu**, and **Custom Menu**. Each tab houses a myriad of options that govern various camera settings.



The Panasonic G80/85 Menu System Simplified

by David Thorpe

★★★★☆ 4.3 out of 5

Language : English
File size : 45796 KB
Text-to-Speech : Enabled
Screen Reader : Supported
Enhanced typesetting : Enabled
Print length : 147 pages
Lending : Enabled



Shooting Menu: Capturing the Moment

The Shooting Menu offers a comprehensive array of options to control how your camera captures images. Dive into the following key sections:

- **Photo Style:** Alter the overall look of your images by adjusting parameters such as contrast, saturation, and sharpness.
- **White Balance:** Ensure accurate color reproduction in different lighting conditions by selecting the appropriate white balance setting.
- **Picture Size:** Choose the resolution of your images, balancing file size with image quality.
- **ISO Sensitivity:** Control the camera's sensitivity to light, allowing you to capture in both bright and low-light situations.
- **Focus:** Fine-tune the camera's focusing system, ensuring sharp images in various scenarios such as portraiture or wildlife photography.

Motion Picture Menu: Cinematic Storytelling

If you're an aspiring videographer, the Motion Picture Menu provides granular control over your camera's video settings:

- **Video Mode:** Select from various video recording options, including standard HD, 4K, and specialized slow-motion modes.
- **Video Quality:** Choose the bitrate and resolution of your videos, affecting both file size and image quality.
- **Frame Rate:** Determine the number of frames captured per second, influencing the smoothness and motion blur effects in

your videos.

- **Exposure Settings: Adjust aperture, shutter speed, and ISO to achieve optimal exposure for your video recordings.**

Setup Menu: Tailoring to Your Workflow

The Setup Menu allows you to personalize your camera's behavior and functionality:

- **LCD Monitor Setup: Customize the brightness, color, and information displayed on the camera's LCD screen.**
- **Button Customization: Assign specific functions to the customizable buttons on your camera body, streamlining your workflow.**
- **Auto Power Off: Set the duration of inactivity before the camera automatically turns off, conserving battery life.**
- **HDMI Settings: Configure the camera's HDMI output for optimal display on external devices.**

Custom Menu: Quick Access to Your Essentials

The Custom Menu provides a convenient way to group frequently used settings together for quick access:


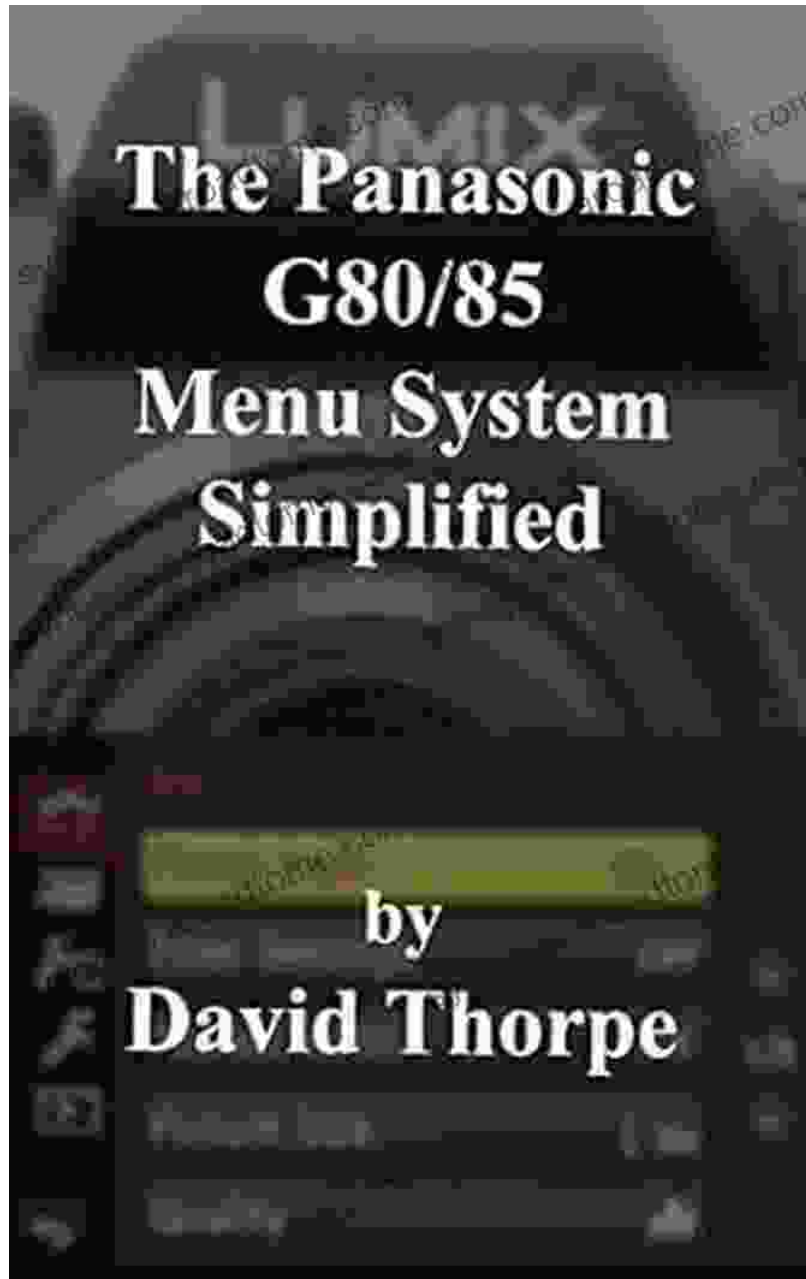
Create up to three custom menus, each housing up to 12 menu items.

Organize your most essential settings in a logical manner, enabling you to make adjustments on the fly.

Unlocking the True Potential

Mastering the Panasonic G80/85 menu system unlocks a world of creative possibilities. By understanding each setting and its impact on image quality, you gain the confidence to experiment and push the boundaries of your photography. The intuitive layout and comprehensive options empower you to tailor your camera to your unique style and requirements.

So embark on this photographic journey today, delve into the intricacies of your camera's menu system, and capture stunning images and videos that will inspire and captivate.



The Panasonic G80/85 Menu System Simplified

by David Thorpe

★★★★☆ 4.3 out of 5

Language : English
File size : 45796 KB
Text-to-Speech : Enabled
Screen Reader : Supported
Enhanced typesetting : Enabled
Print length : 147 pages

Lending

: Enabled

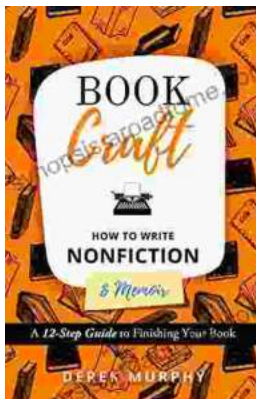
FREE

DOWNLOAD E-BOOK



Unveiling the Enchanting World of Customs and Crafts: Recipes and Rituals for Festivals of Light

Embark on a captivating journey through the vibrant tapestry of customs and crafts entwined with the enchanting Festivals of Light: Hanukkah, Yule, and Diwali. This...



How to Write a Nonfiction Memoir: The Bookcraft Guide

Have you ever wanted to share your story with the world? A nonfiction memoir is a powerful way to do just that. But writing a memoir can be a daunting...